

MOUNTING OF SHIFTER

Fixed the shifter in right for easy reverse gear.
To the left for a reverse gear less easy to pass.

First, many people drive their cars every day. We must not forget that on old VW is the **1st gear is top/front and 2nd gear bottom/back** (not on the left).



For mounting: the shifter is standard to be **fixed in the center** (left / right) (Tested on many VW vehicles "unmodified").



If your VW was modified at the gearbox or shift linkage for some reason, the setting is very simple to adjust.

Mounting shifter:

To the right for easy reverse gear.




To the left for a reverse gear less easy to pass.




You can also adjust the height of the ball connected to the shift linkage!

**TIGHTEN WITH SPINDLE BRAKE
LOCTITE GLUE "NORMAL"
IS !! IMPORTANT !!**






Which may prevent the precision of shifter





Jeu dans la tête de bielle de commande du à l'écartement de la rainure, à cause de la goupille de votre ancien levier.
 -reserrer
 -reserrer et souder
 -ou changer

Pas souvent mis en cause, mais l'usure peut provoquer un jeu d'avant en arrière.
 -changer

Jeu du guide de tringlerie du à une usure, dans certain cas le guide est inexistant.
 -changer



Check the bar guide



**Changez le guide de tringlerie!
Change the bar guide!**